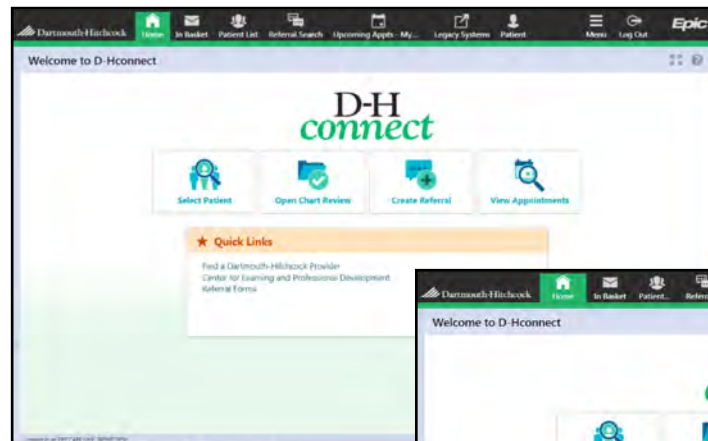


The banner across the home screen is the same for all users. The Action Buttons at the top will remain visible unless you toggle full screen view

The home screen will appear slightly different depending on your DHconnect template:

Staff Template



Provider / Staff with Event Notification Template



1 In an open chart, **patient name** appears both in the top and at left

2 **Chart Review** lets you access the tabs which organize patient information into thematic groups

The screenshot displays the Epic DHconnect interface for a patient named Caves, Reef D "Rocky". The patient's demographics are listed on the left: Gender: Male, 47 y.o., 11/12/1970, PCP: Hermann, Hugh P, MD, MRN: 75002358-2. A list of allergies is shown with a yellow highlight indicating a severe reaction: Peanut, Acetazolamide, Bromperidol Lactate, Flagyl Rtu [Metronidazole...], Fluoxetine, Macrobid [Nitrofurantoin...], Strawberry, and Sulfa (Sulfonamide Antibi...). The chart review section shows a table of recent visits with columns for When, Type, With, Where, Specialty, Description, Appt, Status, and Questionnaire. The table lists three visits: an unscheduled encounter on 10/03/2018, an orders only visit on 09/25/2018, and an office visit on 09/21/2018. The interface also includes a navigation bar at the top with various tabs like Home, In Basket, Patient List, Referral Search, Upcoming Appts, Legacy Systems, Caves, Reef D, Manage My Clinic, Menu, and Log Out. The bottom of the screen shows the user is logged in as EPICARE LINK, PHYSICIAN.

When	Type	With	Where	Specialty	Description	Appt	Status	Questionnaire
10/03/2018	Unscheduled Encounter	Ambulatory- Ip, Physician Test-1, MD	MAN GIM	Internal Medicine			Open	
09/25/2018	Orders Only	Batsis, John A, MD	MAN FAMILY PRACTICE	Family Medicine	Glaucoma associated with anterior segment anomaly; Gastroesophageal reflux disease with esophagitis; Pain in toe of left foot		Signed	
09/21/2018	Office Visit	Batsis, John A, MD	MAN FAMILY PRACTICE	Family Medicine	Bacterial intestinal infection	OV	Signed	
09/21/2018	Orders Only	Comi, Richard J		Endocrinology	Bacterial intestinal infection			

The **patient demographics** at left will list allergies (yellow highlight indicates severe reaction), and when their DHconnect access will expire.

1 Click **In Basket** to see your messages and any Event Notifications you are monitoring

2 **Bolded Folder Name** lets you know you have unread messages

The screenshot shows the D-Hconnect interface. At the top is a navigation bar with icons for Home, In Basket (with a red '1'), Patient List, Referral Search, Upcoming Appts - My..., Legacy Systems, Caves, Reef D, Manage My Clinic, Menu, Log Out, and Epic. Below the navigation bar is the 'My In Basket' section. On the left is a folder list with 'My Messages' and 'CCd Charts' (bolded with a red '2'). The main area shows a table of messages with columns: Priority, Status, Visit, Patient, Chief Complaint, Encounter Type, Enc Provider, Enc Dept, Pool, and Sent To. Below the table is the 'CCd Charts' section with a 'Counts' table and a 'Legend'.

Priority	Status	Visit	Patient	Chief Complaint	Encounter Type	Enc Provider	Enc Dept	Pool	Sent To
	Pend	05/01/2018	AMB-POC, Child Aetna		Unscheduled Encounter	Comi, Richard J, MD	Endocrinology		Physician Epiccare Link, MD
	Read	05/01/2018	AMB-POC, Child Aetna		Unscheduled Encounter	Comi, Richard J, MD	Endocrinology		Physician Epiccare Link, MD


Counts	New	Total
	0	2

Legend

- High Priority
- Low Priority
- Critical
- Abnormal
- Previous Abnormal
- Cc
- Work Assigned To You
- Work Taken By You (Click icon to put back)
- Work Assigned To Your Pool (Click icon to take)
- Work Taken By Others (Click icon to take)

Folder name indicates which of message type it contains. A count of unread messages will appear to right of folder name.

The first time you log into DHconnect, and periodically thereafter, you will need to review and accept the DHconnect Terms & Conditions of Use, which are subject to update.

Terms and Conditions 

D-Hconnect Terms & Conditions of Use

You are about to use a service that provides access to Protected Health Information (PHI) stored in the Dartmouth-Hitchcock Electronic Health Record. When you requested access to this system, you signed an [agreement](#) that stated:


- You will only use this service to access information you need to perform your work.
- You will never share your password with any other person.
- You are aware that all of the activity that takes place when you log in to this system is logged and subject to audit, and you may be required to justify your access.

You have previously attested that you have read and will abide by the [Dartmouth-Hitchcock Privacy Group Policy Statement on Privacy and Confidentiality of Patient Information](#), and agree to access the Dartmouth-Hitchcock Electronic Health Record only when appropriate for patient care, and only as allowed by Dartmouth-Hitchcock Privacy Group Policy.


By selecting "Accept", you attest that you have **read** and **signed** the [Agreement](#), and the [Dartmouth-Hitchcock Privacy Group Policy Statement on Privacy and Confidentiality of Patient Information](#) and agree to their terms.

Toggle Full Screen Mode

Click  to expand to full screen

Click  to exit full screen

When available, the toggle buttons typically appear in the right corner, next to the Print icon



Many screens in DHconnect have the option to Toggle to full screen view.